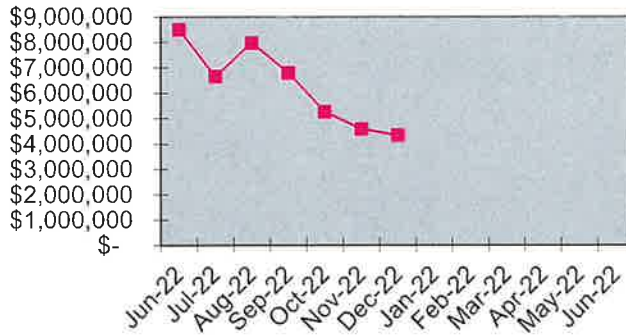


## River Valley School District Board Financial Report December 2022

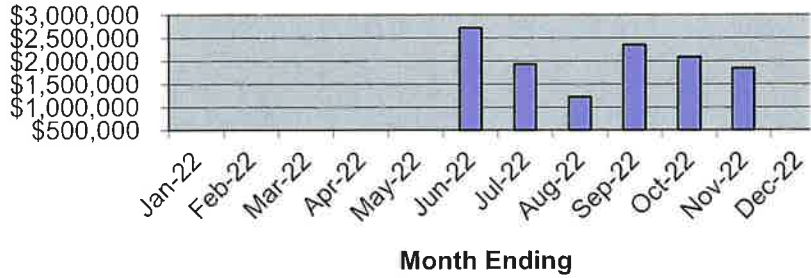
December-22

Month End Cash Balance	
	Actual
Jun-22	\$ 8,508,305
Jul-22	\$ 6,654,191
Aug-22	\$ 7,981,720
Sep-22	\$ 6,790,079
Oct-22	\$ 5,262,230
Nov-22	\$ 4,575,311
Dec-22	\$ 4,335,423
Jan-22	
Feb-22	
Mar-22	
Apr-22	
May-22	
Jun-22	
Checks	
	\$ Amount
Jun-22	\$ 2,719,282
Jul-22	\$ 1,939,133
Aug-22	\$ 1,219,372
Sep-22	\$ 2,356,330
Oct-22	\$ 2,084,509
Nov-22	\$ 1,840,426
Dec-22	
Jan-22	
Feb-22	
Mar-22	
Apr-22	
May-22	
Jun-22	
Revenues	
	\$ Amount
Jun-22	\$ 2,197,060
Jul-22	\$ 224,981
Aug-22	\$ 3,024,311
Sep-22	\$ 1,048,562
Oct-22	\$ 113,308
Nov-22	\$ 109,683
Dec-22	\$ 1,675,449
Jan-22	
Feb-22	
Mar-22	
Apr-22	
May-22	
Jun-22	

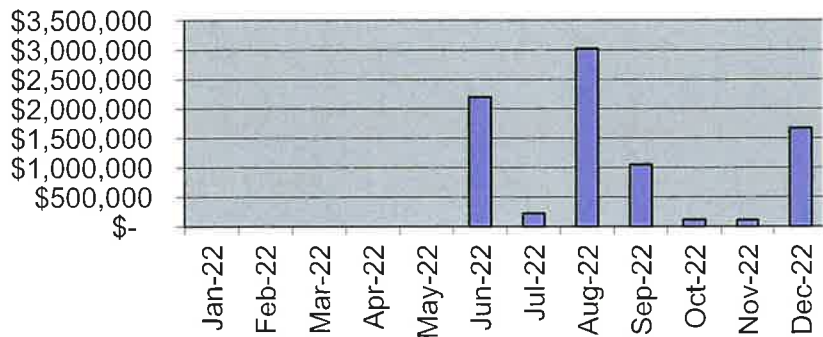
### Actual Cash Balance



### Check Disbursements



### Revenues



**December 2022**

**The Peoples Community Bank**

Beginning Balance	\$	1,177,157.50
ADD: Total Credits	\$	126,092.89
LESS: Total Debits	\$	1,139,157.31
	\$	<u>164,093.08</u>

**Local Government Investment Pool**

#1 (general account)	\$	4,171,329.70
#2 (fund 49 - building fund)	\$	672,673.86
#3 (fund 39 - debt service)	\$	-
#4 (Misc. Project)	\$	-

Subtotal \$ 4,844,003.56

**LESS: Short term loan**

\$ -

Ending Balance

\$5,008,096.64